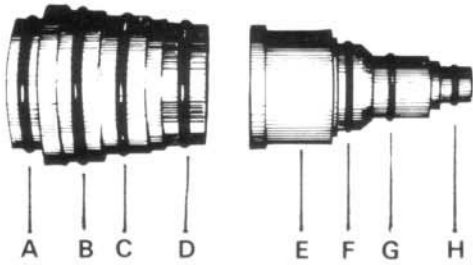


# NEW

## A-Z MODEL 350 BUSHING DRIVER SET For THM350 Transmissions



A-350-B-RING GEAR BUSHING  
 B-350-B-DIRECT CLUTCH DRUM BUSHING  
 C-350-B-OIL PUMP BODY BUSHING  
 D-350-B-REAR CASE BUSHING  
 E-350-C-EXTENSION HOUSING BUSHING  
 F-350-C-REACTION CARRIER BUSHING  
 G-350-C-GOVERNOR BORE BUSHING  
 H-350-C-OUTPUT SHAFT BUSHING

- Why fumble through your old fashioned bushing driver sets to find the proper driver? The A-Z Bushing Drivers put all you need right in the palm of your hand.
- Two unique features make this tool a "must have" item.
- The elasticity of the rubber "O" ring secures bushing onto proper driver and eliminates any chance of damage to the new bushing while being driven into position.
- Notice the unusual shape of the drivers - built-in stops insure that every bushing is seated to its proper depth.\*
- Each set includes driving handle with plastic head for dead blow driving. An 11½" extension handle is also available.
- Sets also available for type 125 and type 200 transmissions.
- 1 year warranty on materials and workmanship.
- Always wear safety glasses when using these bushing drivers.

.....  
 THIS A-Z BUSHING DRIVER, AS A SET IN CONJUNCTION WITH MODELS 125 AND 200, UNIVERSAL STATOR BUSHING DRIVER, LARGE BUSHING DRIVER PLUG, AND 11½" EXTENSION HANDLE WILL ALSO SERVICE 90% OF ALL OTHER TRANSMISSIONS, NEW AND OLD.

SAVE \$ \_\_\_\_\_ WHEN PURCHASING THE COMPLETE THREE MODEL SET.

\*Note: Built-in stops insure correct seating depth ONLY for bushings in 350 type transmissions.  
 .....




INSTALLING RING GEAR BUSHING



INSTALLING OIL PUMP BUSHING



INSTALLING DIRECT CLUTCH BUSHING



USING DRIVER EXTENSION HANDLE FOR LONG REACH


BUSHING FOR REAR CASE



INSTALLING EXTENSION HOUSING BUSHING



INSTALLING REACTION CARRIER BUSHING



INSTALLING GOVERNOR BORE BUSHING



INSTALLING OUTPUT SHAFT BUSHING

### E-Z TO READ INSTRUCTIONS

1. SELECT BUSHING TO BE INSTALLED.
2. FIND PROPER DRIVER BY FITTING BUSHING OVER CORRECT STEP.
3. POSITION 350A HANDLE INTO DRIVER BEING USED.
4. DRIVE BUSHING INTO PLACE BY HITTING PLASTIC END OF HANDLE UNTIL TOOL BOTTOMS.
5. BUSHING IS NOW INSTALLED TO CORRECT DEPTH.

SET INCLUDES 350A HANDLE WITH PLASTIC HEAD FOR DEAD BLOW DRIVING



Individual models include 6" handle.  
 Extension handle is also available.



**A to Z Tool, Inc.**

144 W. Commercial St., Wood Dale, IL 60191  
 Phone: (630) 787-0478 Fax: (630) 787-0494