


**THE ORIGINAL**  
**E-Z SQUEEZE<sup>®</sup>**  
**BEARING**  
**PACKER**  
 AZ-270

Now with **FREE**  
**E-Z Grease Saver Adapter**




- THE NEW E-Z SQUEEZE BEARING PACKER PAYS FOR ITSELF
  - SAVES TIME / 4 SECOND OPERATION
  - FLUSH OUT OLD GREASE WITH NEW
  - NO AIR HOSE NECESSARY
  - PACKS 50 TO 65 BEARINGS WITH ONE FILLING
  - INCLUDES DUST COVER
  - FOR ALL CARS, LIGHT TRUCKS & AIRCRAFT
  - 2 YEAR WARRANTY ON MATERIALS AND WORKMANSHIP
- ← NOW USES LESS GREASE WITH LESS MESS USING THE FREE E-Z GREASE SAVER. U.S. Patent No. 5,709,284.



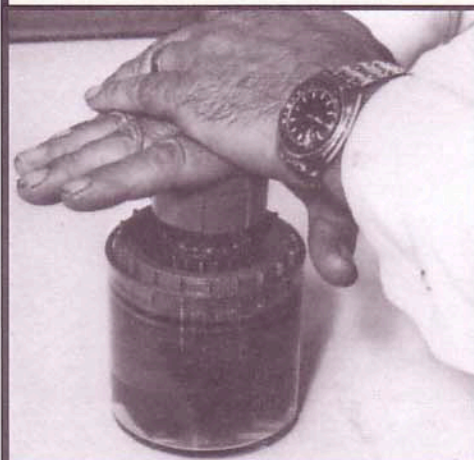
Fill cup with grease to within 1" of top. (1 1/2" for small vise opening)




Place bearing (small taper down) over stem. Put spool on top of bearing.



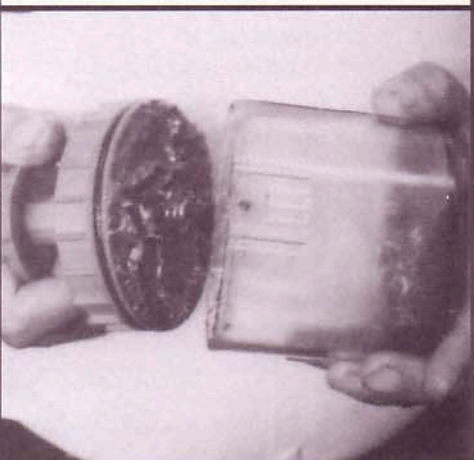
Place selected grease saver(s) onto piston when packing a bearing with an ID of 1 5/8" or larger.



Put E-Z SQUEEZE on solid surface. Squeeze with hands for 4 seconds or until new grease appears on top of bearing.



If cup has less than 1" of grease pull extension knob up and rotate 90° and lock in position.



When cup is empty the spring at bottom of piston breaks vacuum. Remove extension knob from spool & thread on stem. Pull knob to remove piston.

**When using extra heavy grease use vise. Place rear jaw between ribs on bottom of cup. CAUTION: Dropping may cause damage.**



**A to Z Tool, Inc.**  
 144 W. Commercial St., Wood Dale, IL 60191  
 Phone: (630) 787-0478 Fax: (630) 787-0494

Made in the USA

