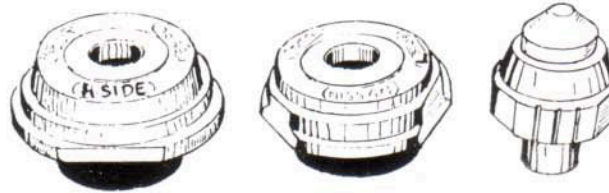


**NEW**



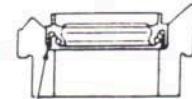
## RIGHT & LEFT AXLE SEAL INSTALLER NISSAN RL4F02A

### To install the seal :

1. Place a new seal over tube end of installer.
  - The unique shape retains the seal insuring it is installed correctly.

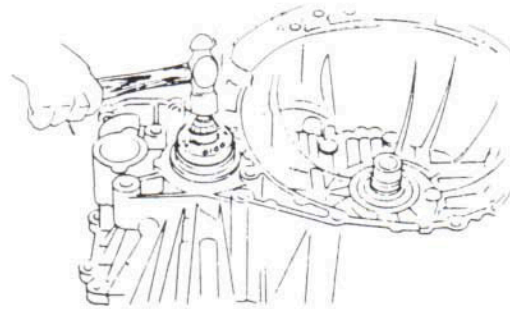
Position: DEAD BLOW PLUG into the installer.

DIFF. SIDE AXLE SEAL



Press-fit as shown

2. Drive seal until tool bottoms.
  - The DEAD BLOW PLUG has a plastic head for dead blow driving, eliminating the possibility of dropping the lip seal garter spring.



Repeat the above procedure for the side cover axle seal



Always wear safety goggles

Quality Built in the U.S.A.



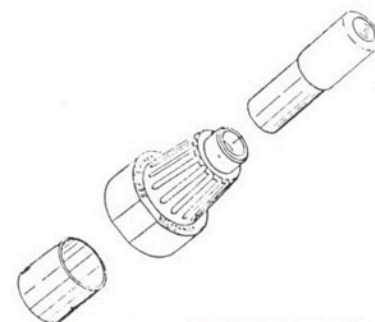
**A to Z Tool, Inc.**

144 W. Commercial St., Wood Dale, IL 60191  
Phone: (630) 787-0478 Fax: (630) 787-0494

Home of the E-Z Squeeze® Bearing Packer

### ALSO AVAILABLE

CONVERTOR SEAL DRIVER



For: NISSAN RL4F02A