

NEW

E-Z UNIVERSAL SEAL DRIVER KIT.

THIS KIT CONTAINS EVERYTHING YOU NEED TO DRIVE SEALS INTO A WIDE VARIETY OF MAKES AND MODELS, FOREIGN & DOMESTIC


















































* UNIQUE DESIGN HOLDS GARTER SPRING IN PLACE WHILE INSTALLING.

INSTRUCTIONS FOR USE:

1. Select one of the sleeves which best fits into the seal. (Sleeve should slightly expand the lip seal and garter spring.)
2. Fit sleeve with seal into proper PLUG, ADAPTOR, or SEAL DRIVER. (Sleeve should extend 1/8" beyond lip seal.)
3. Always use the DEAD BLOW DRIVER when installing any seals. Never hammer directly on the SEAL DRIVER, ADAPTOR, or PLUGS.
4. When long shafts interfere, use the BIG-3 PLUS ADAPTOR as an extension

● = ON AXOD DRIVERS, SLEEVES ARE PRESSED IN WHEN MANUFACTURED.

THIS CHART GIVES EXAMPLES OF POPULAR SIZED SEALS, MANY OTHER SEALS CAN BE INSTALLED USING THESE COMBINATIONS

SEAL	SELECTIVE SEAL SLEEVES	SEAL DRIVER PLUGS	BIG 3 PLUS SEAL DRIVER ADAPTOR + EXTENSION	ALL APPLICATIONS USE		APPLICATIONS
				SEAL DRIVER	DEAD BLOW DRIVER	
	● LOOSE SLEEVE NOT REQUIRED					EXAMPLE AS ILLUSTRATED FOR AXOD CONVERTER SEAL
AXOD AXLE C3 A4LD CONVERTER	● DIA x LENGTH					AXOD AXLE C3 TRANS A4LD CONVERTER
REAR & FWD DRUM ROTOR	 1 1/2 x 2 7/8					FRONT & REAR DRUMS, ROTORS GREASE SEALS
AOD CONVERTER	 2 x 7/8					AOD, E40D CONVERTER. 4WD AXLE NISSAN G.M. & CHRY.
ATX CONVERTER	 PLASTIC 2 3/8 x 1 13/16					ATX CONVERTER
440-T4 125 CONVERTER	 1 3/4 x 2 5/16					440-T4 125 CONVERTER
200-4R 700-R4 CONVERTER	 1 3/4 x 1 9/16					200-4R 700-R4 CONVERTERS ALSO FORD & CHRYSLER
350 & 400 CONVERTER	 1 7/8 x 1 9/32					350 & 400 CONVERTER FORD & CHRY.
CONVERTER AXLE SEAL EXT. HSG.	 1 1/2 x 3 5/16					FRONT PUMPS EXT. HOUSING AXLE SEALS
CONVERTER FRONT PUMP	 1 7/8 x 1 1/2					CONVERTER FRONT PUMPS ALSO OTHER SEALS DOMESTIC & FOREIGN

FORD MOTOR CO.

GENERAL MOTORS

CHRY.

NISSAN



ALSO AVAILABLE NISSAN RL4F02A

RIGHT & LEFT AXLE SEAL INSTALLER



Always wear safety goggles

MADE IN U.S.A.