

NEW

E-Z SQUEEZE[®]

VALVE SPRING COMPRESSOR

MODEL #2995



'SHORTY'

- SHORTER OVERALL LENGTH FOR ACCESS TO CONFINED AREAS.
- REMOVABLE KNOB EXPOSING 5/8" HEX POST
- TOOL OPERATES BY HAND, WRENCH, OR 5/8" SOCKET
- HEAVY DUTY CONSTRUCTION FOR LONG SERVICE LIFE
- ONE YEAR WARRANTY ON MATERIAL & WORKMANSHIP
- CAN BE USED WITH THE CYLINDER HEAD ON OR OFF THE ENGINE.

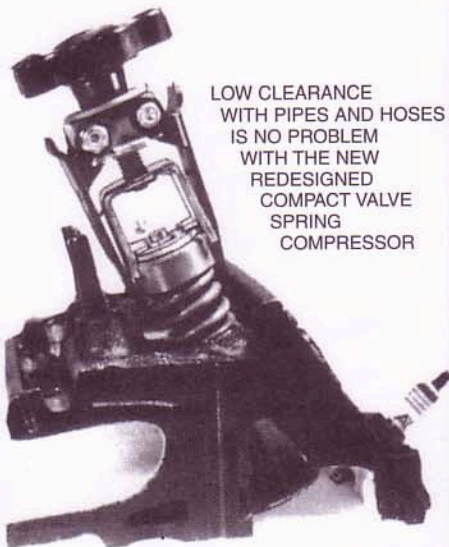


Always wear safety goggles


REDESIGNED TO SERVICE MOST CARS WITH OVERHEAD VALVES AND NEWER CARS WITH CONFINED SPACE UNDER THE HOOD




TOOL NORMALLY OPERATED BY HAND USING THE KNOB



LOW CLEARANCE WITH PIPES AND HOSES IS NO PROBLEM WITH THE NEW REDESIGNED COMPACT VALVE SPRING COMPRESSOR



FAST RATCHET ACTION WITH A 5/8" HEX SOCKET.



USE AIR HOLD FITTING SETS TO KEEP THE VALVE IN PLACE.

1. REMOVE THE ROCKER COVER AND ROCKER ARMS.
2. SQUEEZE THE SMALL EARS AT THE TOP OF THE JAWS AND PLACE OVER THE VALVE SPRING GRABBING THE LOWEST COIL POSSIBLE.

3. TURN THE HANDLE CLOCKWISE TO COMPRESS THE SPRING. IF NECESSARY, LIGHTLY TAP THE EXPOSED STEEL SHAFT IN THE HANDLE TO BREAK THE KEEPERS LOOSE FROM THE RETAINER.

THE HANDLE OF THE COMPRESSOR MAY BE REMOVED BY PULLING STRAIGHT UP TO ALLOW USAGE OF A 5/8" SOCKET OR WRENCH FOR USE IN CONFINED SPACE.



A to Z Tool, Inc.

144 W. Commercial St., Wood Dale, IL 60191
Phone: (630) 787-0478 Fax: (630) 787-0494

CAUTION: WHEN PRESSURIZING THE CYLINDER HEADS WITH THE AIR HOLD FITTING, ENGINE ROTATION MAY OCCUR. KEEP CLEAR OF MOVING PARTS (FAN, BELTS, ETC.) MAKE SURE CAR IS NOT IN GEAR DO NOT USE WITH POWER TOOLS

U.S. PATENT NO. 4,951,373

MADE IN USA